

ECOLOGICAL STUDIES ON CERTAIN PIERCING SUCKING PESTS INFESTING SUGAR BEET CROP AND THEIR ASSOCIATED NATURAL ENEMIES IN SHARKIA GOVERNORATE, EGYPT.

Aml Z. N. Al – Habshy; A. A. Abd - Elsamed and O. M. O. Mohamed
Plant Prot. Res. Inst., Agric. Res. Cent., Dokii, Giza, Egypt

ABSTRACT

The present work was carried out at Diarb- Nigm district, Sharkia Governorate, during the two successive growing sugar beet seasons 2010/2011 and 2011/2012, to study the population fluctuation of certain sucking pests and their associated natural enemies. The obtained results showed that the population fluctuation of common aphid *Myzus persicae* (Sulzer) and *Aphis craccivora* Koch, leafhopper *Empoasca decipiens* (Paoli) , *Empoasca decedens* (Paoli), *Nezara verdulla* Lins and two-spotted spider mite *Tetranychus cucurbitacearum* (Sayeg) and their associated natural enemies of predator mite *Amblyseius swirskii* as well as the effect of temperature and relative humidity. The aforementioned insect pest species were collected by two different methods from sugar beet plants using direct counting (plant sample) and sweep net. The obtained results showed that the plant sample proved to be the best method to collect aphid, green bug insect species and two-spotted spider mite of the present work, while the sweep net proved to be the best technique to collect the leafhopper insect species. The seasonal abundance of *M. persicae* on sugar beet plants recorded two peaks for *M. persicae*. The first one was occurred at 2nd week of December, the second peak was found at 4th week of January. The leafhopper *E. decipiens* and *E. decedens* were recorded two peaks, the first peak was recorded at 2nd week of November, while the second peak was occurred at 1st week of February for *E. decipiens* and *E. decedens* for the two seasons, respectively. Two peaks were recorded for *N. verdulla* the first one was occurred at 2nd week of December, while the second peak was recorded at 1st week of February. The mite (adult and immature stages) recorded two peaks, the first peak of adults and immature stages at 2nd week of October 2010/2011 and 4th week of October 2011/2012, respectively. The first peak of eggs at 2nd week of October 2010/2011 and 1st week of November 2011/2012, respectively. The second peak was recorded for mite (adult, immature stages and eggs), the second peak of adults at 3rd week of March 2010/2011 and 4th week of March 2011/2012, of immature stages at 2nd week of November 2010/2011 and 3rd week of March 2011/2012 and of eggs at 4th week of October 2010/2011 and 3rd week of March 2011/2012, respectively. Two peaks were recorded for predator mite *A. swirskii*. The first peak at 4th week of February 2010/2011 and 2011/2012, respectively. The second peak was recorded at 4th week of March 2010/2011 and 2011/2012, respectively. This research aims to utilize the obtained results in developing the IPM programs against these pests on sugar beet plants through activation the effect of both temperature and relative humidity on insect numbers.

INTRODUCTION

Sugar beet, *Beta vulgaris* L., growing for sugar production and it is considered as one of the two important sugar beet crops in the world and Egypt (Amin, 2005 and Fouad, 2011). The piercing sucking insect such as

the aphids (*Myzus perseica* (Sulzer) and *Aphis craccivora*) Koch, leafhoppers (*Empoasca decipiens* (Paoli) and *Empoasca decedens*) (Paoli) , Green bug *Nezara verdulla* L. and two – spotted spider mite *Tetranychus cucurbitacearum* (Sayed) are considered among the economic pests of sugar beet plants at present (Farag *et al.*, 1998) . Arthropod predators of mites and spiders are considered the main elements for minimizing the population of different pests (Omar and Mohamed 2007) . The present study aimed to investigate the population fluctuation of certain piercing sucking pests infesting sugar beet plants and their associated natural enemies as well as the relation ship between these pests and climatic factors.

MATERIAL AND METHODS

Experimental Design:

The experiment was carried out at Diarb- Nigm district, Sharkia Governorate, during the two growing sugar beet seasons of 2010/2011 and 2011/2012 to study the population fluctuation of certain sucking pests and their natural enemies. One fedden (4200 m²) was chosen and divided into three plots. Sampling started when the age of sugar beet plants reached about 21-28 days after sowing and continued at weekly intervals throughout the growing seasons in 2010/2011 and 2011/2012 seasons. The following procedures of sampling were adopted. The field was planted with sugar beet on September during two seasons. The normal agricultural practical were followed and no pesticides treatments were applied during the whole experiment period.

Sample technique

- a) Direct counting, 30 leaves representing different strata, viz. terminal, middle and bottom parts were taken randomly .These leaves were examined in the laboratory using a stereoscopic binocular microscope and the total number of existing of aphid , mite and predatory mite on both surfaces of the leaves were recorded.
- b) Sweep net, 30 cm diameter and 60 cm deep. Each sample consisted of 100 double strokes were taken from both diagonal directions of the experimental area. Each sample was kept in a tight closed paper bag and transferred to the laboratory for inspection by stereoscopic binocular microscope and the collected leafhoppers and green bug were killed by chlorophorm, sorted into species and identified according to the work of (Ribaut, 1952; Nielson, 1968 and Hegab *et al.*, 1989). For clearing the effect of certain weather factors such as temperature and atmospheric relative humidity on the population density of the studied insect pests the daily means of the two factors were provided by the Meteorological Central Laboratory for Agricultural Climate- Agricultural Research Center during the whole period of the two seasons (2010/2011 and 2011/2012). Counts of captured leafhoppers were recorded for each sample. The obtained data were statistically analyzed according to (Snedcor and Cochran, 1982) to show the influences of temperature and relative humidity on population density of the tested piercing sucking pests studied.

RESULTS AND DISCUSSIONS

1. Survey of homopterous insects on sugar beet plants

a- Aphid species:

Survey was conducted during two successive seasons on sugar beet plants in Diarb-Nigm, district, Sharkia Governorate. The obtained results revealed that presence of the following aphids species *M. persicae* and *Aphis craccivora* recorded total numbers of 3417 - 3590 and 94 -104 insects / plant sample for the two seasons, respectively and the results were shown in Table (1).

b- Leafhopper insects:

The data presented in Table (1) showed that two leafhopper species belonging to family Cicadellidae were found on sugar beet plants. The collected leafhopper species were according to their abundance as follows: *E. decipiens* recorded total numbers of 1716 and 1159 insects / sweep net and *E. decedens* recorded total number of 382 and 344 insects/ sweeping net for the two seasons, respectively.

Table (1): Total number of some piercing sucking insects, mite and mite predatory collected from sugar beet plants by using plant sample and sweep net at Diarb-Nigm district, Sharkia Governorate during 2010 / 2011 and 2011 / 2012 seasons.

Insect species	2010 / 2011		2010 / 2012	
	Plant sample	Sweep net	Plant samples	Sweep net
<i>M. persicae</i>	3417	22	3590	52
<i>A. craccivora</i>	94	2	104	5
<i>E. decipiens</i>	210	1716	145	1159
<i>E. decedens</i>	78	382	93	344
<i>N. verdulla</i>	24	139	19	140
Mite predators	244	-	243	-
Two spotted spider mite	Adults	1225	586	-
	Immature	3799	2613	-
	Eggs	6261	4019	-

c- Green bug

The green bug, was found in sugar beet plants. The total numbers of *N. verdulla* was 139 and 140 individuals / sweep net for the two seasons, respectively Table (1).

d- Mites:

The mites, was found in sugar beet plants. The total numbers of adults were 1225 and 586 individuals / plant sample, while the total numbers of immature stages were 3799 and 2613 individuals / plant sample. Also the total numbers of egg stages were 6261 and 4019 eggs/ plant sample. The total numbers of predatory mite was 244 and 243 individuals / plant sample (direct counting) during 2010/2011 and 2011/2012 seasons, respectively

2. Seasonal abundance of the dominant homopterous insects, mites and mite predatory on sugar beet plants.

a- Aphid insects:

The data illustrated in Fig. (1) showed that the *M. persicae* recorded two peaks during 2010/2011 and 2011/2012 seasons on sugar beet plants. The first one was occurred at 2nd week of December with a total numbers of 275 and 316 insects / sample for the two seasons, respectively. The second peak was recorded at 4th week of January with a total numbers of 417 and 548 insects /sample for the two seasons, respectively. These results agree with the findings of (Iskander, 1982; Geza, et al., 1999; Peter, 2006; Muska, 2007 and Fouad, 2011) who mentioned that *M. persicae* had two peaks on sugar beet crop.

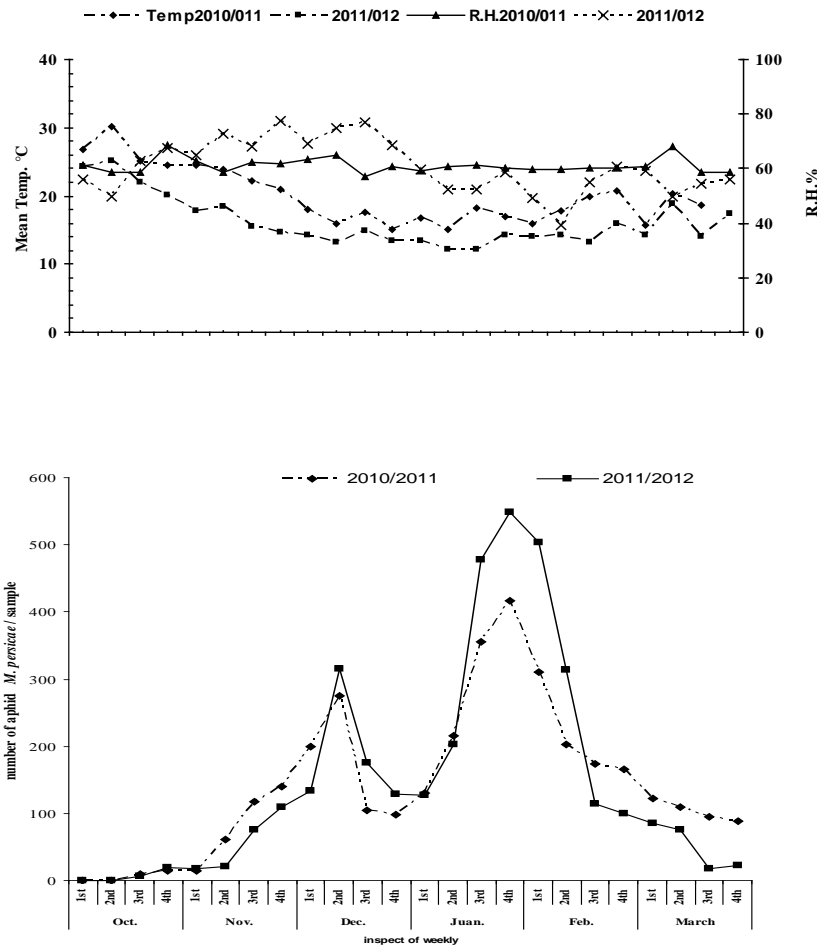


Fig.(1) :Seasonal abundance of *M. persicae* infesting sugar beet plants collected by direct counting at Dirab-Nigm district Sharkia Governorate during 2010/011 and 2011/012 seasons

b- Leafhopper insects:

The leafhopper, *E. decipiens* and *E. decedens* were recorded two peaks during the two seasons. The first peak was recorded at 2nd week of November with a total numbers of 166, 135 and 35, 29 insects / sample for the two seasons, respectively. The second peak was occurred at 1st week of February with a total numbers of 195, 117 and 41, 37 insects / sample for the two seasons, respectively Fig. (2). These results partially agree with the findings of (Guirguis, 1985; Munyaneza *et al.*, 2005; Munyaneza *et al.*, 2006; Joseph *et al.*, 2010 and Talebil, *et al.*, 2010) who mentioned that *E. decipiens* and *E. decedens* had one peak on sugar beet plants.

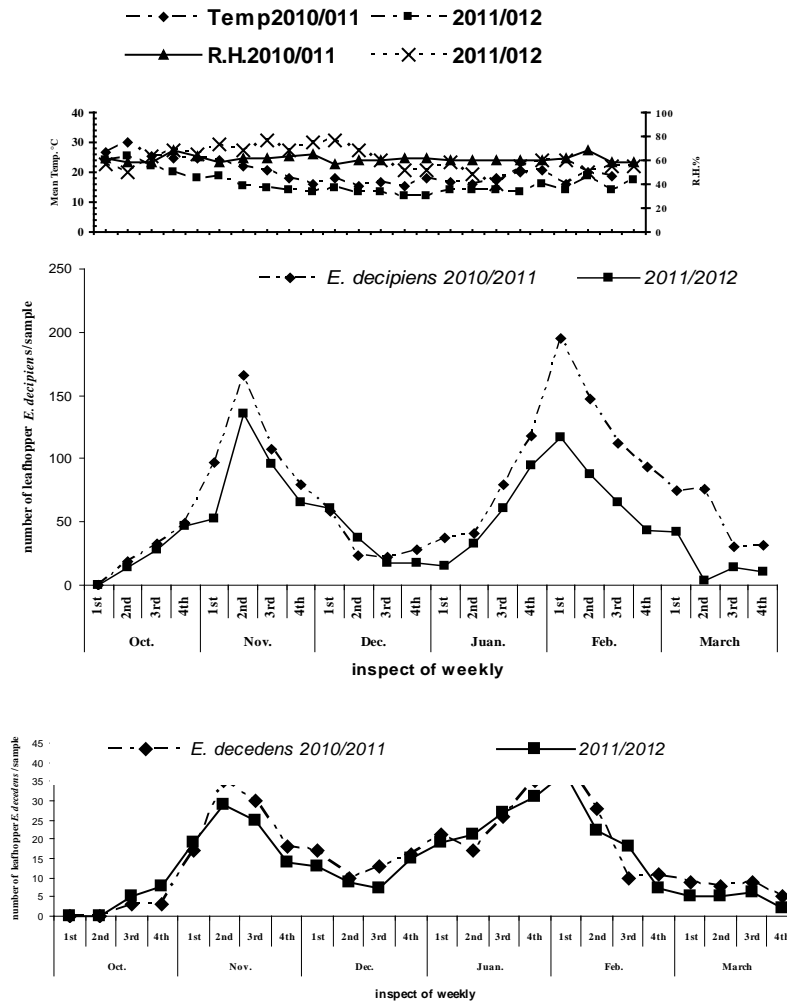


Fig.(2) :Seasonal abundance of *E. decipiens* and *E. decedens* infesting sugar beet plants collected by sweep net at Dirab-Nigm district Sharkia Governorate during 2010/011and 2011/012 seasons

c-Green bug :

The green bug *N. verdulla* was recorded two peaks during the two seasons. The first peak was occurred at 2nd week of December with a total numbers of 11 and 15 insects / sample for the two seasons, respectively. The second peak was recorded at 1st week of February with a total numbers of 18 and 16 insect / sample for the two seasons, respectively, Fig. (3). These results agree with the findings of (El-Zoghby and Amal, 2003) who mentioned that *N. verdulla* had two peaks on sugar beet plants.

d-Mites:

The two spotted spider mite *T. cucurbitacearum* (adults, immature and eggs) was recorded two peaks during the two seasons. The first peak was occurred at 2nd week and 4th week of October with a mean numbers of 140 and 76 individuals / leaf for the adults and 291 and 225 individuals /sample for the immature, while at 2nd week of October and 1st week of November with a mean numbers of 610 and 392 individuals /sample for the eggs for the two seasons, respectively. The second peak was recorded at 3rd week of March and 4th week of March with a mean numbers of 125 and 85 individuals /sample for the adults, while at 2nd week of November and 3rd week of March with a mean numbers of 315 and 210 individuals / sample for the immature and at 3rd week of November and 3rd week of March with a mean numbers of 405 and 401 individuals /sample for the eggs for the two seasons, respectively, Fig. (3).

Predator mite (*Amblyseius swirskii*):

The population fluctuation of *A. swirskii* on sugar beet crop was recorded two peaks for the two seasons. The first peak was occurred at 4th week of February with a mean numbers of 30 and 37 individuals/sample for the two seasons, respectively. The second peak was recorded at 4th week of March with a mean numbers of 35 and 43 individuals /sample for the two seasons, respectively, Fig. (4).

These results agree with the findings of (Farag *et al.*, 1998) recorded that the phytophagous and its predaceous mites on leguminous vegetables in Kaliobia and Giza Governorates throughout one year. They found that, the tetranychid mite *T. urticae* was the most dominant phytophagous species found on the crop. Also the population fluctuation of *T. urticae* and three phytoseiid predators were studied under greenhouse and field on kidney bean (*Phaseolus vulgaris*) by (YoungIn *et al.*,1998). They showed that the mite *T. urticae* and its predatory mites were found throughout the period of the study. (Amir and Kandeel, 1988) studied that the incidence of insects and mites associated with lentil plants as a legume crop at Zagazig district, Sharkia Governorate during the two seasons 1984 / 1986. They studied the population density and seasonal fluctuation of insect pests.

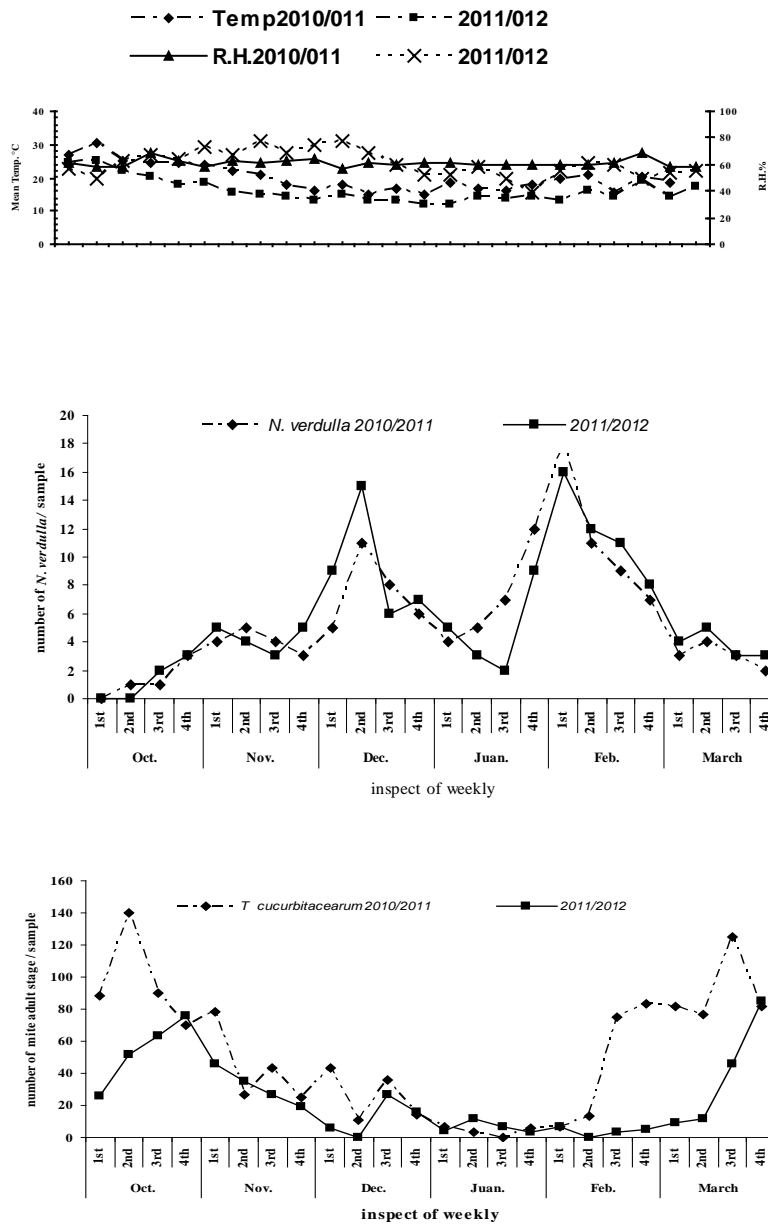


Fig.(3) :Seasonal abundance of *N. verdulla* by sweep net and mite adults by direct counting infesting sugar beet plants collected at Dirab - Nigm district Sharkia Governorate during2010/011 and 2011/012 seasons

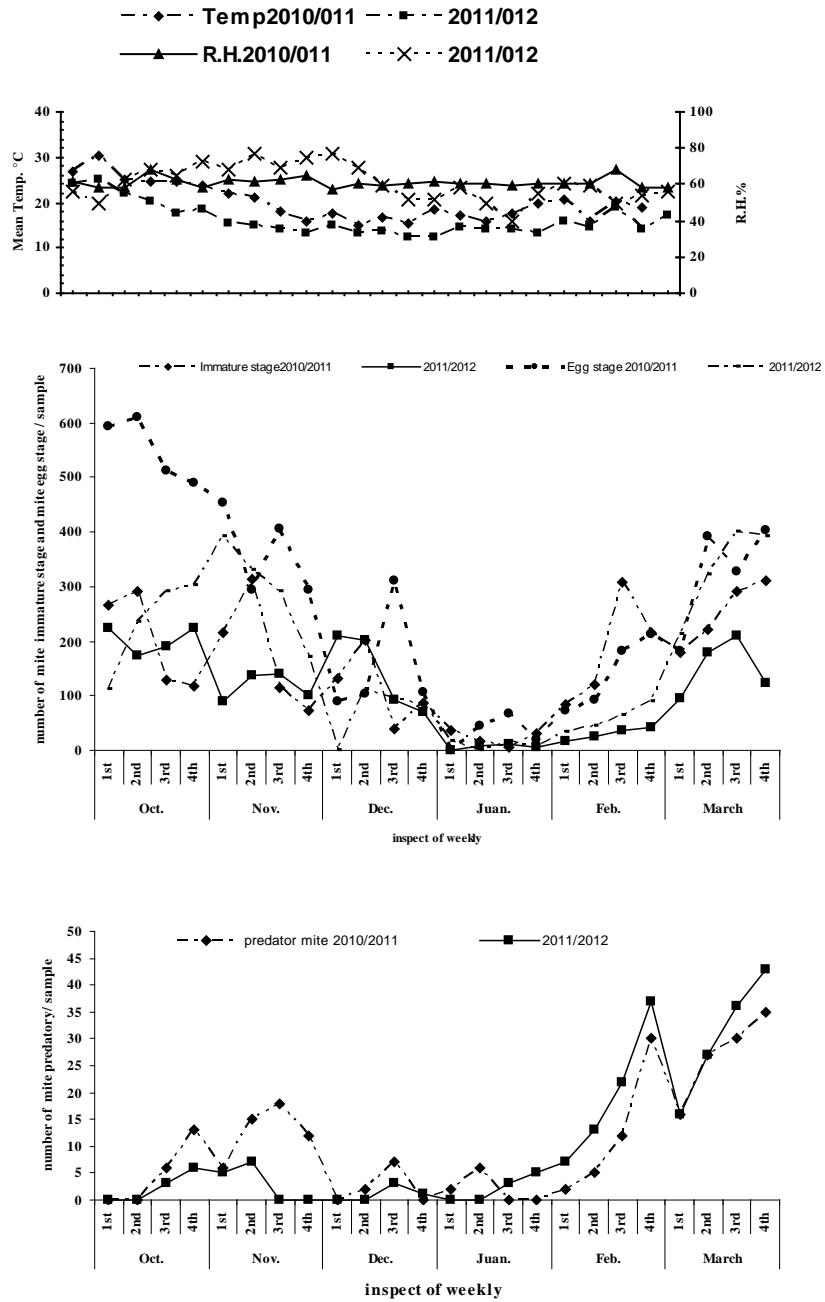


Fig.(4) :Seasonal abundance of mite immature, mite egg stage and predatory mite infesting sugar beet plants collected by direct counting at Dirab - Nigm district Sharkia Governorate during 2010/011 and 2011/012 seasons

3. Effect of maximum, Minimum temperature and relative humidity on the number of aphids, leafhoppers, green bug, mites and mite predatory infesting sugar beet plants

1) – *M. persicae*

The results obtained appeared that the correlation coefficient between *M. persicae* and maximum temperature was highly significant and insignificant ($r_1 = 0.596^{**}$ and 0.303) in the two seasons, respectively, Table (2). The number of *M. persicae* was highly significant and significant correlation with minimum temperature ($r_2 = 0.541^{**}$ and 0.423^*) in the two seasons, respectively. While, relative humidity was insignificant and significant ($r_3 = 0.309$ and 0.562^*) in the two seasons, respectively.

2) *E. decipiens*

The correlation coefficient between *E. decipiens* and (maximum and minimum) temperature was insignificant in the two seasons. While, relative humidity was significant and insignificant ($r_3 = 0.0.466^*$ and -0.256) during the two seasons, respectively.

3) *E. decedens*

The correlation coefficient between *E. decedens* and three weather factors were insignificant during the two seasons, respectively.

4) *N. verdulla*

Significant correlation coefficient was found between immature stages of *N. verdulla* and maximum temperature was significant ($r_1 = 0.520^*$ and 0.396^*) in the two seasons, respectively. The correlation coefficient between *N. verdulla* and minimum temperature was significant ($r_2 = 0.452^*$ and 0.462^*) in the two seasons, respectively. Relative humidity was insignificant in the two seasons.

5) Adult *T. cucurbitacearum* .

The correlation coefficient between the adults stage of *T. cucurbitacearum* and maximum temperature was significant and insignificant ($r_1 = 0.531^*$ and 0.366) in the two seasons, respectively. While it was insignificant and highly significant ($r_2 = 0.362$ and 0.676^{**}) between *T. cucurbitacearum* and minimum temperature. The correlation coefficient between *T. cucurbitacearum* and relative humidity was insignificant in the two seasons.

a) Immature stages of *T. cucurbitacearum* .

The correlation coefficient between the Immature stage and the three weather factors were insignificant during the two seasons.

b) Eggs of *T. cucurbitacearum* .

Significant and insignificant correlation coefficient was found between egg stages of *T. cucurbitacearum* and maximum temperature ($r_1 = 0.399^*$ and 0.182) in the two seasons respectively. The correlation coefficient between eggs *T. cucurbitacearum* and minimum temperature was insignificant and highly significant ($r_2 = 0.324$ and 0.640^{**}) in the two seasons, respectively. Relative humidity was insignificant in the two seasons.

6) - Predatory mite *A. swirskii* :

The correlation coefficient between the adults stage of *A. swirskii* and (maximum and minimum) temperature was insignificant. Relative humidity was insignificant and significant ($r_3 = 0.179$ and 0.455^*) in the two seasons, respectively.

These result conceded with those obtained by (Omar and Mohamed, 2007) studied that te effect of temperature and relative humidity on *Bryobia cristata* (Duges) and its predator, *Lasioseius lirdquisti* (Nasr and Abou Awrd) inhabiting sugar beet in Sharkia Governorate, also, they studied the simple correlation between the population fluctuation with some climatic factors and studied the interrelations between the pest mite and its mite predator. (Mohamed, 2004) who studied the population fluctuation of *T. cucurbitacearum* on sugar beet at at the two districts El-Salheia and San-Alhagar during 1999-2001. Also, he studied the simple correlation between the population fluctuations with some climatic factors and found that, *T. cucurbitacearum* showed a highly infestation on sugar beet at San- Alhagar more than El- Salheia. (Legrand et al., 2000) declared that *T. urticae* was very occasional in sugar beet crop. In France (Muchembled, 1999) discussed the conditions with favor the development of *T. urticae* in sugar beet crop and used acaricides for the control of this pest are presented.

Table (2): Simple correlation coefficients and partial regression between the means of maximum temperature, minimum temperature and mean relative humidity and total numbers of certain piercing sucking pests infesting sugar beet plants during 2010/2011 and 2011 / 2012 seasons.

Insect species	Simple correlation coefficients						Explained variance %		
	2010/2011			2011/2012			2010/2011	2011/2012	
			r_3	r_1	r_2	r_3			
<i>M. persicae</i>	0.596**	0.541**	0.309	0.303	-0.423*	-0.562*	35.63	26.46	
<i>E. decipiens</i>	0.223	0.224	0.466*	-0.367	-0.249	-0.256	23.95	25.05	
<i>E. decedens</i>	0.238	0.177	0.218	-0.189	-0.307	-0.313	28.06	24.2	
<i>N. verdulla</i>	0.520 *	0.452*	0.433	-0.396*	-0.462*	-0.168	31.43	36.33	
<i>T. cucurbitacearum</i>	Adult	0.531*	0.362	0.283	0.366	0.676**	0.207	38.99	54.11
	Immature	0.321	0.221	0.221	0.356	0.389	-0.320	31.37	26.2
	Eggs	0.399*	0.324	0.223	0.182	0.640**	0.163	18.92	44.51
<i>A. swirskii</i>	0.167	0.110	0.179	-0.333	0.281	0.455*	18.961	32.88	

r1=correlation coefficient between max. temp. and number of insects

r2=correlation coefficient between min. temp. and number of insects

r3=correlation coefficient between R.H. and number of insects

4. Combined effects of meteorological factors on the numbers of aphid, leafhoppers, green bug, mite and predatory mite.

The effect of (maximum and minimum) temperatures and mean relative

humidity on aphid, leafhoppers, green bug, mite and mite predatory numbers were estimated by calculating the partial regression analysis. E.V.% values (Table 2) demonstrate that the adults population of *T. cucurbitacearum* in the two seasons more sensitive to changes in the considered weather factors (mean temperature and relative humidity) showed the highest values of 38.99% and 54.11%, respectively. On the other hand, the least combined effects were detected to both of egg *T. cucurbitacearum* in 2010/2011 season and *E. decedens* in 2011/2012 season showing the least values of 18.92% and 24.2%, respectively.

Pest species- adult two spotted spider mite interrelations:

The correlation coefficient revealed that there is highly significance negative between the pest species and adult two spotted spider mite during both seasons ($r = 0.605^{**}$ & -0.543^{**} , respectively) with *M. persicae*; there was highly significance negative during both seasons ($r = -0.611^{**}$ & -0.570^{**} , respectively) with *N. verdulla*. Also, there was a highly significant negative and insignificant negative during the two seasons ($r = -0.600^{**}$ and 0.414) with *E. decedens* while, they were insignificant during both seasons ($r = -0.279$ & -0.258 , respectively) with *E. decipiens* (Table 3).

Pest species – predatory mite interrelations:

The correlation coefficient revealed that there insignificant between the pest species and its predator during the two seasons. An exception appeared showing a significant negative between *E. decedens* with its predator during the second season ($r = 0.463^*$) and *N. verdulla* with its predator during the first season ($r = -0.431^*$) (Table 3).

Pest mite (Adult, immature and eggs) – predatory mite Interrelations:

The correlation coefficient revealed that there is highly significance between the pest mite stages (Adult, Immature and Egg) and its predator during the first season ($r = 0.721^{***}$, 0.665^{***} and 0.590^{**} , respectively); while, there was no significance during the second season ($r = 0.268$, 0.123 and 0.406 respectively) (Table 3). These results coincided with those obtained by Omar and Mohamed (2007) studied that effect of temperature and relative humidity on *B. cristata* and its predator, *Lasioseius lindquisti* inhabiting sugar beet in Sharkia Governorate during 2004 /2005 and 2005/2006. Also discussed the simple correlation between the mite pest and its predator as affected by temperature and relative humidity. Also, the correlation between the pest mite and its predator was tested. (Mohamed, 2004) who studied the population fluctuation of *T. cucurbitacearum* (Sayed) on sugar beet at the two districts, El-Salheia and San – Alhagar during 1999 – 2001. Also, he studied the simple correlation between the population fluctuation with some climatic factors and found that at, *T. cucurbitacearum* showed a highly infestation on sugar beet at more than El-Sahein. (Legrand *et al.*, 2000) declared that *T. urticae* was very occasional in sugar beet. In France, (Muehlebach, 1999) discussed the conditions which favor the development of *T. urticae* in sugar beet and used acaricides for the control of this pest are presented.

Pest species – Adult two spotted spider mite interrelations

The correlation coefficient revealed that there is highly significance

negative between the pest species and two spotted spider mite. An expiation appeared showing insignificant negative between *E. decipiens* with Adult mite plant during the two seasons ($r = -0.279$ and -0.258) and *E. decedens* with Adult mite plant during the second season ($r = -0.414$) (Table 3).

Table (3): Simple correlation coefficients and partial regression between the Predatory mite *Amblyseius swirskii* (Athias – Hennriot) and mites with total numbers of certain piercing sucking infesting sugar beet plants during 2010/2011 and 2011 / 2012 seasons.

Insect species	Adult mite plant		mite predatory		
	r ₁		r ₂		
	2010/2011	2011/2012	2010/2011	2011/2012	
<i>M. persicae</i>	-0.605 **	-0.543**	-0.431	-0.262	
<i>E. decipiens</i>	-0.279	-0.258	-0.261	-0.283	
<i>E. decedens</i>	-0.600**	-0.414	-0.413	-0.463*	
<i>N. verdulla</i>	-0.611**	-0.570**	-0.431*	-0.381	
<i>T. cucurbitacearum</i>	Adults	-	-	0.721***	0.268
	Immature	-	-	0.665***	0.123
	Eggs	-	-	0.590**	0.406

REFERENCES

- EI-ZOGHBY A. and A. AMAL (2003): Studies for using *Beauveria bassiana* (bals.) *vuillemin* on controlling the green stink bug *Nezara viridula* L. (heteroptera: pentatomidae) in sugar beet plantations in Egypt. Egyptian Journal of Biological Pest Control ; (13) : 1-2.
- AMIN, G.A.M. (2005): Study of some agricultural practices on sugar beet M.S.c. Tesis, Fac. Agric., Zagazig Univ. : 157pp.
- AMIR, M.M.I. and KANDEEL, M.M.H. (1988): Preliminary of insects and mites inhabiting lentil plants at zagazig district, Sharkia Governorate, Egypt, zagazig J. Agric . Res, 15 (2): 872-885.
- FARAGE, A.M.I.; K.M. MAGADA and H.H.NADIA, (1998): Survey of mites inhabiting Cucurbitaceous and Leguminous vegetables in Kaliobia and Giza Governorates. J. of Agric. Res. 76 (1): 63-68.
- FOUAD, H. A. M. (2011): Control some pests infesting sugar beet Sharkia Governorate. M. Thesis, Fac. Agric, Mansoura Univ., 172 pp.
- GEZA, K.; P. KAROLY and N. LAJOS (1999): Flying of the aphid pests of sugar beet and changes in their individual numbers. Acta-Agronomica-Ovariensis. 1999; 41(1): 15-26.
- GUIRGUIS, G. Z. (1985): Studies on certain insects attacking sugar-beet in Western Desert, Egypt. Ph. D. Thesis, Fac. of Agric, Menoufiya Univ., 277 pp.
- HEGAB, A. M.; M. M. EI ZOHAIRY and M. M. HELALY (1989):Survey and seasonal abundance of leafhoppers infesting certain solanaceous vegetable plants in newly reclaimed sandy areas at salhia district ,Egypt, Zagazig J.Agric.Res.16(2): 175-187.
- ISKANDER, A. K. (1982). Studies on certain sugar beet insects. M. Sc.

- Thesis, Fac. Agric, Alex Univ., 144 pp.
- JOSEPH, E. M.; M. C. JAMES; E. U. JEFFREY and L. B. JEREMY (2010) Incidence of the beet leafhopper-transmitted virescence agent phytoplasma in local populations of the beet leafhopper, *Circulifer tenellus*, in Washington State. Journal of Insect Science: 10 (18): 1-10.
- LEGRAND, G.; A. WAUTERS; C. MUCHEMBLED and M. RICHARDMOTARD (2000): The common yellow spider mite, *Tetranychus urticae* (Koch) (Acari: Tetranychidae) in sugar beet in Europe: A new problem. Brussels, Belgium; Institute International de Recherches Better. avieres: 245 – 256.
- MOHAMED, O.M.O (2004): Ecological and Biological studies on some mites associated with field crops I new reclaimed area at Sharkia Governorate. Ph.D. Thesis, Fac. Agric., Al- Azhar Univ.:241pp.
- MUCHEMBLED, C. (1999): *Tetranychus urticae* in sugar beet crop: a new pest to watch. Association Nationale Pour la Protection des Plantes (ANPP) : 519 – 527.
- MUNYANEZA, J. E. and J. E. UPTON (2005): Beet Leafhopper (Hemiptera: Cicadellidae) Settling Behavior, Survival, and Reproduction on Selected Host Plants. J. Econ. Entomol. 98(6): 1824 – 1830.
- MUNYANEZA, J. E.; J. M. CROSSLIN and J. E. UPTON. (2006): The beet leafhopper (Hemiptera: Cicadellidae) transmits the Columbia Basin potato purple top phytoplasma to potatoes, beets, and weeds. Journal of Economic Entomology, 99: 268-272.
- MUSKA, F. (2007). Damaging presence of aphids on sugar beet and beet in Czech Republic historical summary until 2005. Listy-Cukrovarnicke-a-Reparske. 2007: 123(9/10): 284-287.
- NEILSON, M. W. (1968): The leafhopper vectors of phytopathogenic viruses(Homoptera:Cicadellidae) taxonomy , biology and virus transmission. Agric .Ser .M.S.Dept.Agr.89.386.
- OMAR, N.A.A. and O.M.O. MOHAMED (2007): Effect of temperature and relative humidity on *Bryobia eristata* (Duges) and its predator, *Lasioseius lindquisti* (Nasr &Abou-Awad) inhabiting sugar beet in Sharkia Governorate, Egypt (Acari: Tetranychidae, Ascidae). J. of Appl. Sci., 22(12b): 682-690.
- PETER, T.; I.T. JAN; T. MONIKA and V. PACUTA (2006): Distribution, host plants and natural enemies of sugar beet root aphid (*pemphigus fuscicornis*) in slovakia. Proc. Nat. Sci., Matica Srpska , 110, 221- 226.
- RIBAUT,H.(1952): Homopterea Auchenorhynques II Jassidae faunde France, 57 : 1- 474.
- SNEDECOR, G.W. and W.G. COCHRAN(1982): Statistical Methods. 7th Edition. Iowa State University Press, USA: PP. 365-372.
- TALEBI1, A. A.; A. IZADPANAHI; S. MOHARRAMIPOUR1; Y. FATHIPOUR1 and B. NASERI (2010): Demographic study of the green leafhopper, *Empoasca decipiens* (Hemiptera: Cicadellidae) on four sugar beet cultivars. Appl. Ent. Phytopath.. 77 (2), 1 – 13.
- YOUNG, L.; G.M. KWON; S.W. LEE; H.K. RYU and O.H. RYU (1998): Density fluctuation of *Tetranychus urticae* and three predatory mite species (phytoseiidae) by the differently infested levels. Journal of

Aml Z. N. Al – Habshy et al,

Applied Entomol., 36 (3): 237-243.

دراسة بيئية على بعض الآفات الثاقبة الماصة التي تصيب محصول البنجر
والأعداء الحيوية المرتبطة بها في محافظة الشرقية - مصر
أمل زكريا نور الدين الحبشى – عبدالله على عبد الصمد – عمر محمد عمر محمد
معهد بحوث وقاية النباتات – مركز البحوث الزراعية – دقى -جيزة

أجريت هذه الدراسة خلال موسمين متتاليين 2010\2011 و 2011\2012 بهدف دراسة حصر أنواع من الخوخ *M. persicae* ومن البقوليات *Aphis craccivora* ونشاطات الأوراق هي *Empoasca decipiens* و *E. decedens* والبقعة الخضراء *N. verdulla* والاكاروس *T. cucurbitacearum* والاكاروس المفترس *Amblyseius swirskii* وكذلك دراسة الكثافة العددية للأنواع السائدة التي تصيب نباتات البنجر المنزرعة في منطقة ديرب نجم ، محافظة الشرقية وذلك باستخدام طرقتي لآخذ العينات وهي العينة النباتية والشبكة الكانسة ولقد ثبت أن طريقة العينة النباتية هي أفضل طريقة لجمع حشرات المن و الاكاروس بينما كانت طريقة الشبكة الكانسة هي الأفضل لجمع حشرات نشاطات الاوراق والبقعة الخضراء. وتم دراسة الوفرة الموسمية للأنواع السائدة على البنجر وجد ان لمن الخوخ الاخضر *M. persicae* قمتى نشاط ، الاولى فى الاسبوع الثانى من شهر ديسمبر بينما الثانية فى الاسبوع الرابع من شهر يناير خلال موسمي الدراسة وسجل لنوعى حشرات نشاطات الأوراق *E. decipien* و *E. decedens* قمتى نشاط القمة الاولى فى الاسبوع الثانى من شهر نوفمبر بينما قمة النشاط الثانية فى الاسبوع الاول من شهر فبراير خلال موسمي الدراسة . بينما حشرة البقعة الخضراء *N. verdulla* لها قمتى نشاط خلال موسمي الدراسة الاولى فى الاسبوع الثانى من شهر ديسمبر بينما القمة الثانية فى الاسبوع الاول من فبراير بينما الاكاروس (العنكبوت الاحمر) بالنسبة للحيوان الكامل والاطوار الغير كاملة يوجد قمتى نشاط القمة الاولى فى الاسبوع الثانى من شهر اكتوبر للموسم الاول و الاسبوع الرابع من اكتوبر خلال الموسم الثانى بينما القمة الثانية فى الاسبوع الثالث و الرابع من مارس للحيوان الكامل خلال موسمي الدراسة على التوالي بينما القمة الثانية للاطوار الغير كاملة فى الاسبوع الثانى من شهر نوفمبر فى الموسم الاول بينما فى الموسم الثانى فى الاسبوع الثالث من مارس وسجل لطور البيضة و الاكاروس المفترس قمتى نشاط خلال موسمي الدراسة. ومن دراسة تأثير كل من متوسط درجة الحرارة وكذلك الرطوبة النسبية على تعداد الحشرات أوضحت النتائج أن التأثير كان واضحا بالنسبة لعاملى الحرارة و الرطوبة النسبية، لذا يهدف هذا البحث الى استخدام النتائج المتحصل عليها و الاستفادة منها عند وضع برامج مكافحة المتكاملة لهذه الافات على محصول البنجر من خلال تفعيل تأثير بعض العوامل البيئية الرئيسية (الحرارة و الرطوبة) المتحصل عليها .