

Effect of Some Controlled Release Nitrogen Fertilizer (Coated Urea) on Growth, Yield, and Nitrogen Uptake of Corn Plants.

El-Ghamry, A. M. ; A. A. Mosa and O. H. Zheiry

Soils Department, Faculty of Agriculture, Mansoura University, Egypt.



ABSTRACT

Nitrogen fertilization plays an important roles for improving corn yield but it was easily lost after addition of N-fertilizers. This study was conducted during the season of 2015 for comparing five slow release N fertilizers namely, urea formaldehyde (UF), sulfur coated urea (UFS), sulfur & inhibitors coated urea (UFS_{IN}). Cement coated urea (U Cement) and cement & inhibitors coated urea (U Cement_{in}) and tow adding rates (recommended and 1.5 recommended) by soil application under a complete randomize design, with three replicates for each treatment. The results indicated that the best values of fresh and dry weight of shoot yield and flag leaf of maize (g) as well as plant height (cm), ear weights (g), 100-seed weight (g), protein of grain (%) and grain yield (g) of maize were at (UFS_{IN}) treatment. Also, the values of nitrogen, phosphorus, potassium, contents in shoot and flag leaf of maize were evaluated under the effect of different types of coated urea.

Keywords: N fertilizers; urea; formaldehyde; inhibitors; sulfur

INTRODUCTION

The efficiency of classical mineral NPK fertilizers is usually low because a major part of these fertilizers does not reach plant roots and ends up polluting ground waters with nitrates and phosphates. (El-Ghamry *et al.*, (2010).

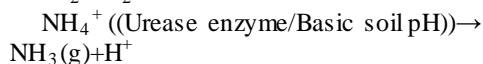
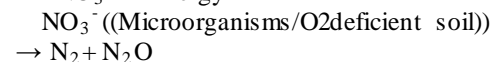
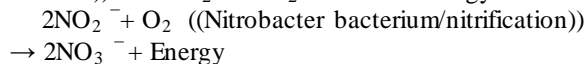
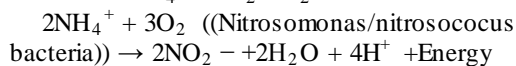
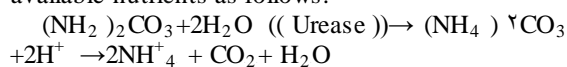
With the exponential growth of the global population, the agricultural sector is bound to use ever larger quantities of fertilizers to augment the food supply, which consequently increases food production costs. Urea, when applied to crops is vulnerable to losses from volatilization and leaching. Current methods also reduce nitrogen use efficiency (NUE) by plants which limit crop yields and, moreover, contributes towards environmental pollution in terms of hazardous gaseous emissions and water eutrophication. An approach that offsets this pollution while also enhancing NUE is the use of controlled release urea (CRU) for which several methods and materials have been reported. The physical intromission of urea granules in an appropriate coating material is one such technique that produces controlled release coated urea (CRCU) El-Naggar, *et al.*, (2002).

The development of CRCU is a green technology that not only reduces nitrogen loss caused by volatilization and leaching, but also alters the kinetics of nitrogen release, which, in turn, provides nutrients to plants at a pace that is more compatible with their metabolic needs (El-Ghamry *et al.*, (2010).

It is well established that the use of fertilizers is necessary for crop yield, but it can cause environmental problems such as increase of nitrate concentration in the groundwater, contribution to the formation of acid rain, ozone layer depletion due to release of nitrous oxides by de-nitrification, etc. By reducing these N losses in the field, it is possible to reduce rate of application and avoid N-pollution of the environment (Patra *et al.*, 2002).

Urea is the most widely used fertilizer globally because of its high nitrogen content (46%), low cost, and ease of application. Therefore, the development of CRCU has been a subject of interest for decades. When applied to the soil, urea undergoes a series of biological,

chemical and physical transformations to produce plant available nutrients as follows.



Fertilizer urea, when applied to soil, is hydrolysed by urease to NH_4^+ which is then oxidized to NO_3^- which can be leached or denitrified. To ensure a continuous and optimal supply of N, and to decrease losses, chemicals that retard either urea hydrolysis, or nitrification or both have been extensively tested. In this context, slow-release urea forms such as sulfur-coated urea, polymer-coated urea, and urea super granules have been extensively investigated (Prasad *et al.*, 1971; Prasad 1998); urease inhibitors retarding urea hydrolysis have been also studied (Gould *et al.*, 1986). In order to improve nitrogen use efficiency of crops, several synthetic chemicals such as N-serve (nitrapyrin), DCD (dicynadamide), CS₂ (carbon disulphide), sodium chlorate, BHC (benzene hexachloride) etc. have been examined for inhibition of urea hydrolysis or nitrification or both in soils (Zaman *et al.*, 2008). However, the use of many of these chemicals has been restricted to academic experimental studies because of high cost, lack of availability, and adverse effects on soil microflora (Purakayastha 1997).

Controlled release fertilizer (CRF) is a purposely designed manure that releases active fertilizing nutrients in a controlled, delayed manner in synchrony with the sequential needs of plants for nutrients, thus, they provide enhanced nutrient use efficiency along with enhanced yields. An ideal controlled release fertilizer is coated with a natural or semi-natural, environmentally friendly macromolecule material that retards fertilizer release to such a slow pace that a single application to the soil can meet nutrient requirements for model crop growth. The terms, controlled release fertilizer (CRF),

and slow release fertilizer (SRF), are generally considered analogous.

So, the aim of this investigation was to study the effects of five controlled release N fertilizers urea formaldehyde, cement coated urea, sulphur coated urea, cement& inhibitors coated urea and sulphur & inhibitors coated urea compared to fast release (urea) on growth, nutritional status of maize plants grown on an alluvial.

MATERIALS AND METHODS

To achieve the goal of this study, a field experiment was carried out at the green house of Soils Dept. Faculty of Agriculture, Mansoura University, during the season of 2015 to investigate the use efficiency of different levels of some modern slow-release nitrogen fertilizers on maize (*Zea mays L. Var. S. C.10*) plants grown in a alluvial soil and nutrients uptake. The different effects of some modern slow-release nitrogen fertilizers on growth and yield of maize plants were investigated by combining five urea types and two adding rates (recommended and 1.5 recommended) by soil application under a complete randomized design, with three replicates for each treatment. The experimental plots were prepared with dimensions 3.0x4.0m². The urea types were: (UF) urea formaldehyde, (UFS) sulfur coated urea, (UFS_{IN}) sulfur& inhibitors coated urea, (U Cement) cement coated urea and (U Cement_{IN}) cement&inhibitors coated urea. Three maize seeds were sown; planting date was the 15th of Jun 2015.

Super phosphate (7 % P₂O₅) was added at 3 days before planting, it was applied at a rate of 200 kg fe d⁻¹ and all the agricultural operations were performed according to the usual local agriculture management.

Nitrogen fertilization was applied in two equal doses at 30 and 45 (DAS) using urea fertilizer (46%N) at the rate of 120 kg N Fe d⁻¹ for maize planted.

The recommended of UF (38.3 %N), UFS (41%N), UFS_{IN} (41%N), U cement (37.2%N) and U Cement_{IN} (36.3%N) Was 313.3, 292.6, 292.6, 322.5 and 330.5 kg fe d⁻¹, respectively.

Potassium sulphate (20 % K₂O) was applied at a rate of 50 kg fe d⁻¹ at 60 days from planting in both soils.

Irrigation was carried out every 7 days to reach the soil moisture to field capacity by weight.

Plants were harvested after 120 (DAS), after harvesting, shoot samples were cleaned, weighed for fresh weight dried at 70°C until the constant weight, weighed for dry weight, ground and saved for chemical analysis.

Particle size distribution of the soil was carried out using the pipette method (Dewis and Fertias, 1970). Soil field capacity was determined by the method described by Richards, (1954). Soil reaction (pH), and soil electrical conductivity (EC) was determined in the saturated soil paste, and the saturated soil paste extract, respectively, according to Richards, (1954). Total carbonate was estimated gasometrically using Collin's Calcimeter and calculated as calcium carbonate according to Dewis and Fertias, (1970). The amounts of

soluble ions meq L⁻¹ in the soil were determined in saturation extract by method according to (Hesse, 1971). Available soil B was determined by hot water extract method as described by Dewis and Freitas, (1970). To determine the concentrations of nutrients in plant tissues, 0.2 g from each sample (shoot or root) was digested using 5 cm³ from the mixture of sulphuric (H₂SO₄) and perchloric (HClO₄) acids (1:1) as described by Peterburgski,(1968). Nitrogen was determined by micro-Kjeldahl method as explained by Hesse,(1971). Phosphorus was determined colorimetrically at wavelength 680 nm using Spektr spectrophotometer as described by Jackson,(1967). Potassium was determined by using Gallen Kamp flame photometer as mentioned by Jackson,(1967).

Table 1 some Soil physical and chemical characteristics of the experimental soil.

Soil characteristics	Alluvial soil	
Sand (%)	C	1.7
	F	19.8
Silt (%)		28.4
Clay (%)		50.1
Soil texture		Clay
Field capacity (%)		35
Saturation (%)		70
Calcium carbonate (%)		3.55
OM(%)		1.10
pH*		7.80
EC** (dSm-1)		1.50
Soluble cations (meq L ⁻¹)	Ca ⁺⁺	2.5
	Mg ⁺⁺	1.0
	Na ⁺	3.4
	K ⁺	1.0
Soluble anions (meq L ⁻¹)	CO ₃ ⁻⁻	NS
	HCO ₃ ⁻	0.7
	Cl ⁻	3.7
	SO ₄ ⁻⁻	3.5
Available nutrient (mg Kg ⁻¹)	N	80.3
	p	15
	K	220

*Soil pH was determined in soil paste.

**Soil Electrical Conductivity (EC) and soluble ions were determined in soil paste extract.

RESULTS AND DISCUSSION

1-Shoots and flag leaf of maize as affected by different types of coated urea.

Data illustrated in Table 2 show the effect of different types of coated urea on the values of fresh and dry weight (g) of maize shoots and flag leaf grown on alluvial soil.

Data in Table 2 show that the application of nitrogen significantly increased the dry matter production in maize at all the growth stages and at maturity. The best values of shoot fresh & dry weight and flag leaf fresh & dry weight were at U.S_{IN} (sulfur&inhibitor coated urea) treatment with using 1.5 recommended. It were 342.70, 240.70, 48.40 and 44.50, respectively, While the less values were at control treatment .it were 256.80, 152.46, 30.56 and 28.28, respectively.

Under recommended rate, the shoot fresh weight of maize grown on alluvial soil was increased from 256.8 at control treatment (without application) to 308.76, 330.26, 336.70, 316.43 and 322.36 at (UF), (UFS), (UFS_{IN}), (U Cement) and (U Cement_{IN}) treatments, respectively. Where the increasing rate from control at the best treatment (UFS_{IN}), is

(31%). Also, the shoot dry weight of maize grown on alluvial soil was increased from 152.46 at control treatment (without application) to 201.80, 227.80, 234.60, 213.86 and 220.26 at (UF), (UFS), (UFS_{IN}), (U Cement) and (U Cement_{IN}) treatments, respectively. Where the increasing rate from control at the best treatment (UFS_{IN}), is (53.87%).

Table 2: Shoots yield (g) of maize as affected by application of different doses (1 and 1.5 and Recommended) of some modern slow-release nitrogen fertilizers

Char .	Shoots yield		flag leaf	
	Fresh weight (g)	Dry weight (g)	Fresh weight (g)	Dry weight (g)
Type of urea				
Recommended				
Control (without application)	256.8 i	152.46 k	30.56 i	28.28 h
U.F (urea formaldehyde)	308.76 h	201.80 j	34.13 h	32.00 g
U.FS (sulphur-coated urea)	330.26 e	227.80 g	40.20 e	38.16 d
UFSIN (sulphur&inhibitor coated urea)	336.70 c	234.60 e	42.23 d	38.43 d
U.Cem (Cement - coated urea)	316.43 g	213.86 i	36.10 g	34.33 f
U.Cem _{IN} (Cement & inhibitor coated urea)	322.36 f	220.26 h	38.30 f	36.03 e
1.5 Recommended				
U.F (urea formaldehyde)	333.96 d	230.50 f	40.36 e	36.43 e
U.FS (sulphur-coated urea)	338.9 b	238.96 b	46.33 b	42.33 b
UFSIN (sulphur&inhibitor coated urea)	342.70 a	240.70 a	48.4 a	44.50 a
U.Cem (Cement - coated urea)	335.60 c	235.90 d	42.50 d	38.20 d
U.S _{IN} (sulphur&inhibitor coated urea)	338.60 b	237.50 c	44.23 c	40.30 c
L.S.D (5%)	1.43	1.28	0.73	0.50

Under 1.5 recommended rates, the shoot fresh weight of maize grown on alluvial soil was increased from 256.8 at control treatment (without application) to 333.96, 338.90, 342.70, 335.60 and 338.60 at (UF), (UFS), (UFS_{IN}), (U Cement) and (U Cement_{IN}) treatments, respectively. Where the increasing rate from control at the best treatment (UFS_{IN}), is (33.45%). Also, the shoot dry weight of maize grown on alluvial soil was increased from 152.46 at control treatment (without application) to 230.50, 238.96, 240.70, 235.90 and 237.50 at (UF), (UFS), (UFS_{IN}), (U Cement) and (U Cement_{IN}) treatments, respectively. Where the increasing rate from control at the best treatment (UFS_{IN}), is (57.87%). Thus the data indicate That 1.5 recommended rate gave the best results than 1.5 recommended rate. This trend was the same for fresh and dry weight of flag leaf.

Generally, the improving effects of slow release N fertilizer UF, UCem, UCem_{IN} UFS and UFS_{IN} on vegetative growth of maize might be attributed to their effect on regulating the release of N according to the plants needed. Also they gave the highest values of residual N in soil due to their low activity index, compared fast release (urea) which gave the lowest values of available N left in the soil (Mikkelsen et al. 1994). In addition, the role of nitrogen in plants, which increase growth and development of all living tissue, also N considered to be an important constituent of chlorophyll, protoplasm, protein and nucleic acid, so that it resulted in an increase in cell number and cell size with an increase (Said, 1998 and El- Naggar et al. 2002). The obtained results are in agreement with those obtained by Zaman et al., (2008).

2- Plant height (cm), ear weights (g), 100-seed weight (g), Protein of grain (%) and grain yield (g) of maize as affected by different types of coated urea.

It is clear from Table 3 that the application of the slow release N fertilizers, urea formaldehyde (UF), sulfur coated urea (UFS), sulfur& inhibitors coated urea (UFS_{IN}), cement coated urea (U Cement) and cement& inhibitors coated urea (U Cement_{IN}) were have high positive effective and significantly improved, plant height (cm), ear weights (g), 100-seed weight (g), protein of grain (%) and grain yield (g) of maize grown on alluvial soil compared to application of fast release N fertilizer (Urea).

Data in Table 3 indicate that the best values of plant height (cm), ear weights (g), 100-seed weight (g), Protein of grain (%) and grain yield (g) of maize were at U.SIN (sulphur&inhibitor coated urea) treatment with using 1.5 recommended. It were 198.36, 184.50, 45.80, 10.50 and 428.50, respectively, While the less values were at control treatment .it were 131.0, 100.8, 28.73, 6.36 and 300.2, respectively.

Under recommended rate, the plant height (cm) of maize grown on alluvial soil was increased from 131.00 at control treatment (without application) to 170.00, 186.03, 190.43, 175.60 and 180.86 at (UF), (UFS), (UFS_{IN}), (U Cement) and (U Cement_{in}) treatments, respectively. Where the increasing rate from control at the best treatment (UFS_{IN}), is (38%). Also, the grain yield (g/line) of maize grown on alluvial soil was increased from 300.20 at control treatment (without application) to 354.96, 401.26, 422.5, 366.96 and 386.46 at (UF), (UFS), (UFS_{IN}), (U Cement) and (U Cement_{IN}) treatments, respectively. Where the

El-Ghamry, A. M. et al.

increasing rate from control at the best treatment
(UFS_{IN}) is (28.73%).

Table 3 : Plant height (cm), ear weights (g), 100-seed weight (g), protein of grain (%) and grain yield (g/line) of maize as affected by application of different doses (1 and 1.5 and recommended) of some modern slow-release nitrogen fertilizers

Type of urea	Char.	Plant growth parameters				
		Plant height (cm)	Ear weights (g)	100-seed weight (g)	Protein of grain (%)	Grain yield (g/line)
Recommended						
Control (without application)		131.00 j	100.8 i	28.73 j	6.36 g	300.20 i
U.F (urea formaldehyde)		170.16 i	160.43 h	34.36 i	7.90 f	354.96 h
U.FS (sulphur-coated urea)		186.03 e	178.26 e	41.53 e	9.86 b	401.26 e
UFSIN (sulphur&inhibitor coated urea)		190.43 c	183.76 ab	43.90 bc	10.28 a	422.5 c
U.Cem (Cement - coated urea)		175.60 h	168.63 g	36.05 h	8.46 e	366.96 f
U.Cem _{IN} (Cement&inhibitor coated urea)		180.86 g	172.43 f	38.66 g	9.30 cd	386.46 f
1.5 Recommended						
U.F (urea formaldehyde)		184.13 f	180.76 d	40.76 f	9.00 d	418.9 d
U.FS (sulphur-coated urea)		194.48 b	182.9 bc	44.46 b	9.96 b	425.06 b
UFSIN (sulphur&inhibitor coated urea)		198.36 a	184.5 a	45.80 a	10.50 a	428.5 a
U.Cem (Cement - coated urea)		188.50 d	181.2 d	42.20 d	9.10 cd	420.4 d
U.Cem _{IN} (Cement &inhibitor coated urea)		190.06 c	182.2 c	43.50 c	9.40 c	422.5 c
L.S.D _(5%)		1.013	0.94	0.59	0.24	1.53

Under 1.5 recommended rate, the plant height (cm) of maize grown on alluvial soil was increased from 131.00 at control treatment (without application) to 184.13, 194.48, 198.36, 188.50 and 190.06 at (UF), (UFS), (UFS_{IN}), (U Cement) and (U Cement_{IN}) treatments, respectively. Where the increasing rate from control at the best treatment (UFS_{IN}), is (51.41%). Also, the grain yield (g/line) of maize grown on alluvial soil was increased from 300.20 at control treatment (without application) to 418.9, 425.06, 428.5, 420.4 and 422.5 at (UF), (UFS), (UFS_{IN}), (U Cement) and (U Cement_{IN}) treatments, respectively. Where the increasing rate from control at the best treatment (UFS_{IN}) is (42.73%). This trend was found for ear weights (g), 100-seed weight (g), protein of grain (%).

Application of UFS_{IN} was a considerable effect on increasing growth parameters, while, (UF), (UFS), (U Cement) and (U Cement_{IN}) recorded the intermediate values., In addition, the substantially improved the vegetative growth trails due to sulphur-coated urea may be attributed to acidification resulted from S oxidation that decreasing soil pH that enhanced the solubility of nutrients and increases the activity of micro-organisms. These effects increase the nutrients availability uptake and translocation and increase the

vegetative growth (Yousry et al 1984). Similar results were investigated by El- Naggar *et al.*, (2002) and Jibiao *et al.*, (2016).

3- : Nitrogen, phosphorus and potassium percentages in shoot and flag leaf of maize as affected by different types of coated urea.

Data in Table 4 show the values of N, P and K percentages in shoot and flag leaf of maize as affected by application of different doses (1 and 1.5 and Recommended) of some modern slow-release nitrogen fertilizers.

Data in Table 3 show that the best values of N percentages in shoot and flag leaf of maize were at U.S_{IN} (sulfur& inhibitor coated urea) treatment with using 1.5 recommended. It were 4.86 and 4.36, respectively. While the less values were at control treatment .it were 1.6 and 1.23, respectively.

Data of the same Table reveal that the best values of P and K percentages in shoot and flag leaf of maize were at U.SIN (sulfur-coated urea inhibitor) treatment with using 1.5 recommended. It were 0.50, 3.56, 0.28 and 3.68, respectively. While the less values were at control treatment .it were 0.38, 2.20, 0.20 and 2.41, respectively

Table 4: N, P and K percentages in shoot and flag leaf of maize as affected by application of different doses (1 and 1.5 and Recommended) of some modern slow-release nitrogen fertilizers.

Type of urea	Element percent.	Shoot			Flag leaf		
		N (%)	P (%)	K (%)	N (%)	P (%)	K (%)
Recommended							
Control (without application)		1.60 i	0.38 cd	2.20 c	1.23 h	0.20 a	2.41 d
U.F (urea formaldehyde)		3.16 h	0.36 d	3.23 b	3.03 g	0.21 a	3.10 c
U.FS (sulphur-coated urea)		4.03 e	0.5 ab	3.40 ab	3.70 de	0.27 a	3.46 b
UFSIN (sulphur&inhibitor coated urea)		4.20 d	0.53 a	3.55 a	3.90 cd	0.28 a	3.70 a
U.Cem (Cement - coated urea)		3.58 g	0.40 bcd	3.45 ab	3.28 f	0.21 a	3.16 c
U.Cem _{IN} (Cement& inhibitor coated urea)		3.86 f	0.43 abcd	3.41 ab	3.61 e	0.23 a	3.40 b
1.5 Recommended							
U.F (urea formaldehyde)		4.00 e	0.41 bcd	3.46 ab	3.43 f	0.21 a	3.45 b
U.FS (sulphur-coated urea)		4.63 b	0.48 abc	3.45 ab	4.15 b	0.25 a	3.58 ab
UFSIN (sulphur&inhibitor coated urea)		4.86 a	0.50 ab	3.56 a	4.36 a	0.28 a	3.68 a
U.Cem (Cement - coated urea)		4.30 d	0.38 cd	3.36 ab	4.06 bc	0.21 a	3.55 ab
U.Cem _{IN} (Cement& inhibitor coated urea)		4.50 c	0.40 bcd	3.46 ab	3.80 de	0.23 a	3.58 ab
L.S.D _(5%)		0.1	0.07	0.15	0.16	0.05	0.12

Results indicated that increasing the dose of (UF), (UFS), (UFS_{IN}). (U Cement) and (U Cement_{IN}) from recommended to 1.5 recommended were followed by a gradual increase in leaf N, P and K percentage. Similar results were obtained by Wassel *et al.*, (2000).

CONCLUSION

Based on the obtained results of this study it could be concluded that slow –release nitrogen fertilizers decreased losses of added nitrogen, especially in soils that have high pH. Therefore, it is recommended to use sulfur coated urea inhibitors (UFS_{IN}).

Increase the absorption of nutrients from the soil, due to the presence of sulfur which reduces soil acidity.

Reduce environmental pollution because these fertilizers working to decreased losses of added nitrogen.

REFERENCES

- Dewis, J. and F., Fertias (1970). Physical and Chemical Methods of Soil and Water Analysis. Soils Bulletin No. 10. FAO. Rome.
- El-ghamry, A. M.; E. M. El-Hadidy; A. A. Mosa; E. M. El-Naggar and E. M. Selim (2010). Final Report For the Project Title. Reducing the Environmental Hazard Resulting from Using Mineral Nitrogen Fertilizers. Faculty of agri. Mans. University.106-125.
- El-Naggar, I. M.; M., El-Adah; El-Sobany and A. Y. El-Tawil (2002). Yield and yield components of sur flower and some physical and chemical properties of different used soils as affected by organic and mineral fertilization. J. Agric. Mansoura Univ., 27 (11) : 7909-7925
- Gould, W. D.; C. Hagedorn and R.G.L McCready (1986). Urea transformations and fertilizers efficiency in soil. Adv Agron 40:209–238. doi
- Hesse, P. R. (1971). A Text Book of Soil Chemical Analysis. Juan Murry (Publisher) Ltd, London.
- Jackson, M. L. (1967). Soil Chemical Analysis. prentice. Hall, inc; Englewood Cliffs, New York. USA.

- Jibiao, G. M.; C. B. Qiang; Jianqiu.; Z. Min; L. Chengliang; Y. Yuechao; Y. Xiuyi; Z. Weitao and L. Zhiguang (2016). Effects of polymer coated urea and sulfur fertilization on yield, nitrogen use efficiency and leaf senescence of cotton Field Crops Research .87-95.
- Mikkelesen, R. L.; H. M. Williams and A. D. Behel (1994) Nitrogen leaching and plant uptake from controlled release fertilizers. Fert. Res. 37: 43-50.
- Richards, L. A., (1954). The Diagnosis and Improvement of Saline and Alkali Soils. USDA, Handbook, 60.
- Patra D. D.; M. Anwar; S. Chand; U. Kiran; D. K. Rajput and S. Kumar (2002). Nimin and Menthaspicata oil as nitrification inhibitors for optimum yield of Japanese mint (Mentha arvensis). Commun Soil Sci Plant Anal 33:451–460.
- Peterburgski, A. V. (1968). Hand book of Agronomic Chemistry. Kolop Publishing house, Moscow (in Russian). PP. 29-86
- Prasad; Rajendra; G. B. Rajale; and B. A. Lakhdive (1971). Nitrification retarders and slow release N fertilizers. Adv. Agron. 23: 337-383 .
- Prasad, R. (1998) Fertilizer urea, food security, health and the environment. Curr Sci 75:677–683.
- Purakayastha, T. J. (1997) Evaluation of some modified urea fertilizers applied to rice. Fertil News 42:53–56.
- Said, El-A. M. (1998). Contribution of NPK fertilization levels on sunflower productivity. J. Agric Sci. Mansoura Univ. 23 (9): 3601-3610.
- Wassel, A. M.; F. F. Ahmed and T.A. Ebrahiem (2000). Nitrogen better management for high yield and quality of Balady mandarin trees grown in sandy soil. The 2nd Sci. conf. of Agric. Sci Assuit, 293-300.
- Yousry, M.; A. El-Leboudi and A. Khater (1984). Effect of sulphur and petroleum byproducts on soil characteristics 1- Availability of certain nutrients in a calcareous soil under intermittent leaching. Egypt. J. Soil Sci. 24 (3): 185-194.
- Zaman, M.; M.L. Ngujen and B.F. Blennerharsett Quin (2008). Reducing NH₃, N₂O and NO₃-N losses from a pasture soil with urease or nitrification inhibitors and elemental S-amended nitrogenous fertilizers. Biol Fertil Soils 44:693–705.

تأثير بعض الأسمدة النيتروجينية بطينه الزوبان (اليوريا المغلفة) علي كل من النمو ومحصول الأذره وكذلك تثبيت النيتروجين

أيمن محمد الغمري ، أحمد علي موسى و أسامه حسن زهيري
قسم الأراضي، كلية الزراعة، جامعة المنصورة

علي الرغم من الدور الحيوي الذي يلعبه التسميد النيتروجيني في تحسين محصول الحبوب للذره الا انه يكون معرض دائما لفقد بالتطاير خصوصا في اراضينا المصريه القلويه . ومن ثم أقيمت تجربته حقلية بالمزرعه الخاصه بكليه الزراعه –جامعه المنصوره في الموسم الصيفي ٢٠١٥ بهدف تقييم استخدام الجرعه الموصي بها وكذلك ١.٥ من هذه الجرعه) من ٥ انواع مختلفه من الاسمده النيتروجينية بطينه الزوبان وهي (يوريا فورمالدهيد) و(يوريا مغلفه بالكبريت) و(يوريا مغلفه بالثبطين) و(يوريا مغلفه بالاسمنت) و(يوريا مغلفه بالاسمنت + مثبطين) ومدى تأثيرها علي محصول الذره . ولقد اوضحت النتائج ان افضل قيم لكل من الوزن الجاف والطازج للمجموع الخضري وكذلك طول النبات ووزن الكوز ووزن ١٠٠ حبه و% للبروتين ومحصول الذره كانت عند المعامله (اليوريا المغلفه بالكبريت + المثبطين). ايضا تم تقدير المحتوي المعدني للمجموع الخضري وكذلك ورقه العلم تحت المعاملات المختلفه. وقد استنتج ان افضل المعاملات علي الاطلاق عند استخدام سماد اليوريا المغلفه بالكبريت حيث انها تقلل من فقد النيتروجين خاصه من التربيه مما يقلل من التلوث البيئي كذلك فهذه المعامله تزيد من امتصاص النبات من خلال اعطاء النبات احتياجه من العنصر المغذي طوال فتره الزراعه كما انها تزيد من جوده المحصول وانتاجيته .